



# VPL REFERENCE GUIDE & OPTION LIST

## Bruno Residential Vertical Platform Lift System

**EFFECTIVE SEPTEMBER 1, 2012**

### LIMITED WARRANTY: VERTICAL PLATFORM LIFT

Any product sold by BRUNO Independent Living Aids, Inc., ("BRUNO") is subject to the BRUNO limited warranty which applies to the specific product(s) being purchased. All BRUNO warranties cover defects in materials and workmanship for a limited time and do not cover damage or failure caused by misuse, abuse, accidents, physical damage, modifications not made by BRUNO, damage in shipment, or repairs undertaken by anyone other than BRUNO factory employees or authorized distributors. All BRUNO warranties are limited to the repair, replacement or refund of the purchase price and certain types of damages are not covered. BEFORE YOU PURCHASE A BRUNO PRODUCT, YOU SHOULD REVIEW THE APPLICABLE PRODUCT WARRANTY FOR THE PRODUCT YOU WISH TO PURCHASE. COPIES OF WARRANTIES ARE AVAILABLE UPON REQUEST FROM BRUNO OR ITS AUTHORIZED DISTRIBUTORS.

**(262)567-4990 • (866)882-4990**

For order convenience please email at: [sales.orders@bruno.com](mailto:sales.orders@bruno.com)  
or Fax to 1-800-676-0665



# Vertical Platform Lift Models



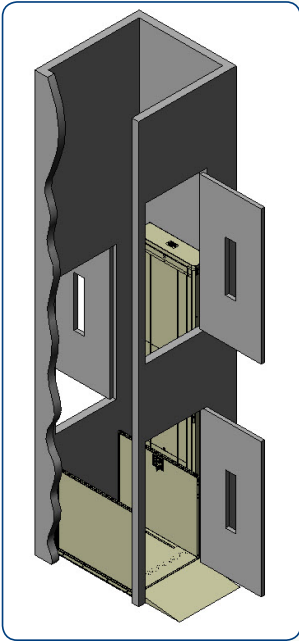
- VPL-3153 – Maximum Floor to Floor 53" (1346 mm)
- VPL-3175 – Maximum Floor to Floor 75" (1905 mm)
- VPL-3153B – Battery-Powered Maximum Floor to Floor 53" (1346 mm) includes 17AH Battery Pkg.
- VPL-3175B – Battery-Powered Maximum Floor to Floor 75" (1905 mm) includes 17AH Battery Pkg.
- VPL-3210B – Battery-Powered Maximum Floor to Floor 123" (3124 mm) includes 34AH Battery Pkg.
- VPL-3212B – Battery-Powered Maximum Floor to Floor 147" (3733 mm) includes 34AH Battery Pkg.
- VPL-3214B – Battery-Powered Maximum Floor to Floor 171" (4343 mm) includes 34AH Battery Pkg.

## Standard price includes:

- Keyed, constant pressure controls on platform with emergency stop switch
- All-weather protected controls and switches
- Bottom platform safety panel
- 42" (1067 mm) high, solid, side platform walls
- Top & bottom limit switches
- Upper final limit safety switch
- 36" x 48" (914 mm x 1219 mm) non-skid platform
- Automatic folding ramp
- Reversible/universal design
- 750 lb (340 kg) lifting capacity
- Power Systems
  - Models VPL-3153 & VPL-3175 1 hp AC motor
  - Models VPL-3153B & VPL-3175B 1/2 hp DC motor (includes 17AH batteries)
  - Models VPL-3210B, VPL-3212B & VPL-3214B 1 hp DC motor (includes 34AH batteries)
- Dual V-belt driven Acme screw with backup safety nut
- Weather-resistant, powder-coated finish
- Also standard on models VPL-3210B, VPL-3212B & VPL-3214B
  - Split tower system
  - Emergency lowering system



## 3-Stop Options



Bruno's Tall Vertical Platform Lifts now includes a third stop or middle landing option. A typical application would be for a tri-level house with the main entrance at the middle landing with the lower and upper stops providing access to the entire house.

## Platform Options



Platform Gate

Platform Gate (recommended for all unenclosed hoistway applications)

Second Handrail (one included with unit, not available on 90°/adjacent platform)




Standard Platform

Straight Through Platform 36" X 48" (914 mm X 1219 mm) (standard)  
 Straight Through Platform 36" X 54" (914 mm X 1372 mm)  
 Straight Through Platform 36" X 60" (914 mm X 1524 mm)

90°/Adjacent Platform - 48" (1219 mm) long

\* 90°/Adjacent Platform - 54" (1372 mm) long

\* 90°/Adjacent Platform - 60" (1524 mm) long



90°/Adjacent Platform

\*\* On/off same side platform is only available on models VPL-3210B, VPL-3212B, VPL-3214B installed in hoistways.

\*\* On/Off Same Side Platform - 48" (1219 mm) long

\*\* On/Off Same Side Platform - 54" (1372 mm) long

\*\* On/Off Same Side Platform - 60" (1524 mm) long

\* 54" or 60" platform recommended for 90°/adjacent platform applications

# Platform Control Options



Push Button w/ Emergency Stop & Audio/Visual Alarm



3 Stop - Push Button w/ Emergency Stop & Audio/Visual Alarm

Push Buttons Control With Emergency Stop (standard)

Paddle Control With Emergency Stop

Push Buttons Control With Emergency Stop And Audio/Visual Alarm

Paddle Control With Emergency Stop And Audio/Visual Alarm



Paddle Control w/ Emergency Stop

3-Stop - Push Buttons Control With Emergency Stop (standard with 3-stop package)

3-Stop - Push Buttons Control With Emergency Stop And Audio/Visual Alarm

# Landing Control Options



Surface Mount w/ Push Button



Flush Mount w/ Push Button



3-Stop - Surface Mount w/ Push Button



3-Stop - Flush Mount w/ Push Button

Landing Call/Send Surface Mount With Paddle Control


\* Landing Call/Send Flush Mount With Paddle Control

Landing Call/Send Surface Mount With Push Buttons Control

\* Landing Call/Send Flush Mount With Push Buttons Control



Surface Mount w/ Paddle Control



Flush Mount w/ Paddle Control

Landing Call Only - Surface Mount With Push Buttons Control (3-stop middle landing only)

\* Landing Call Only - Flush Mount With Push Buttons Control (3-stop middle landing only)

\*Flush Mount Controls are for indoor applications only.

# Landing Gate, Door, & Interlock Options



Push Button Control

Paddle Control



Gate with Push Button or Paddle Controls

Top Landing Gate With Push Buttons Control

Top Landing Gate With Paddle Control

Standard: 36" (914 mm) inside opening

Optional: 42" (1067 mm) inside opening (recommended with 90° platform)

Flush Mount Oak Door With Steel Frame (interlock included)

Flush Mount Steel Door With Window & Steel Frame (interlock included)



Flush Mount Oak Door



Flush Mount Steel Door





Electric Strike Interlock  
(gate or door not provided by Bruno)

### Electric Strike Interlock (gate or door not provided by Bruno)

- Lower landing enclosed hoistway use will require door toe guard (not provided by Bruno)
- Not for use with flush mount door

### Electrical/Mechanical "GAL" Interlock (gate not provided by Bruno)

- Not for use in lower landing door applications

### Interlock Wiring Kit (interlock & gate not provided by Bruno)

### Interlock Timer (used for flush mount doors)

Single, Dual or Triple timer

Note: Please check local codes for interlock and flush mount door requirements



Electrical/Mechanical "GAL" Interlock  
(gate or door not provided by Bruno)

## Other Options



Platform Canopy

### 3" (76 mm) Stationary Ramp For Lower Landing (enclosed hoistways ONLY)

### Tool For Manual Lowering Device

### Platform Canopy (not available for 90° platform or enclosure applications)

Cold Weather Package (recommended if operating temperature is below 20°F/-7°C;  
call Bruno if operating temperature is below 0°F/-18°C)

### Telephone Kit Option (telephone not included) (models VPL-3210B, VPL-3212B, VPL-3214B ONLY)

### 34AH Battery Package Upgrade (battery-powered units ONLY)

### Pit Switch